

# NON-DESTRUCTIVE TESTING (NDT) COURSES 2024




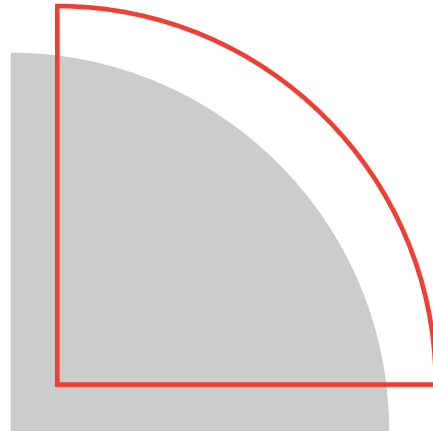
## TABLE OF CONTENTS

Focused Approach to 2024 Course Offering . . .	3-4
Bookings & Queries Contact Details. . . . .	5
About Non-Destructive Testing (NDT) . . . . .	6-7
Unlock your path to NDT Success: The Ultimate Course Order Guide. . . . .	8-9
Introduction to Non-Destructive Testing (NDT) . . . . .	11
NDT Booking Procedure. . . . .	12
Training: NDT Access Conditions . . . . .	13
Penetrant Testing . . . . .	14-15
Magnetic Particle Testing . . . . .	16-17
Visual Testing . . . . .	18-19
Radiographic Testing . . . . .	20-21
Ultrasonic Testing . . . . .	22-24
Eddy Current Testing . . . . .	26-27
Replica Metallography . . . . .	28-29
NDT Level 3 Basic and Main Methods . . . . .	30
NDT CPD Courses. . . . .	31

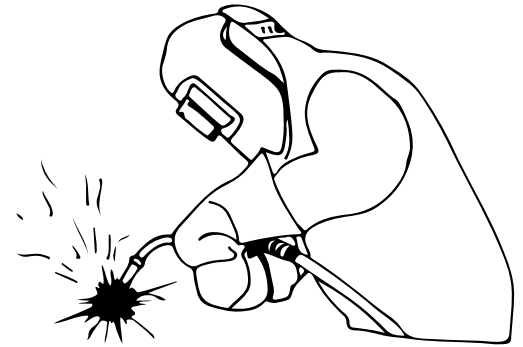




SAIW offers industry developed training programmes, which aim to provide the candidates with the necessary skills to meet industry needs. Our skills programme is in the process of being registered with the relevant QCTO, and once registered, may be recognised as part qualifications and contribute credits towards NQF alligned qualifications.



# FOCUSED APPROACH TO 2024 COURSE OFFERING



**RATIONALISED NUMBER OF COURSES MEANS STUDENTS SHOULD PLAN AHEAD AND BOOK TODAY!**

The aftershocks of the COVID-19 pandemic and resultant shifts in student numbers and their availability have seen the SAIW rationalise its current approach so that although the number of scheduled courses we offer remains exactly the same, but the number of times these particular courses are offered through the year has been reduced, to provide a more streamlined offering. In line with this more focused approach, we are therefore proud to launch our courses for 2024!

**(SEE THE FULL LIST IN THE TABLE ON THE NEXT PAGE WHICH PROVIDES A CLEAR IDEA OF THE COURSES WE OFFER).**

## Cost benefit

The cost benefit of this streamline approach is that a third of our courses have been reduced in price and more than half our course prices have been increased at less than the inflation rate.

## Plan ahead

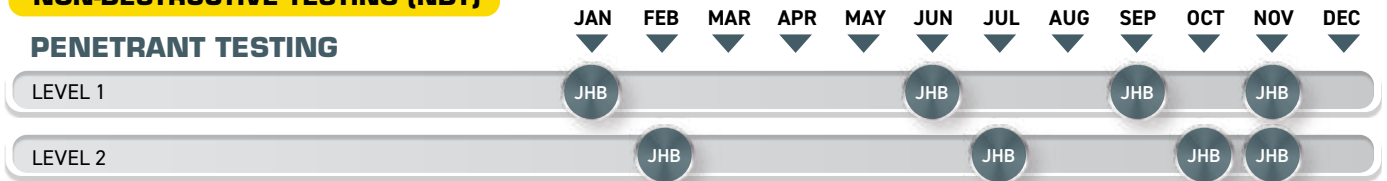
The more streamlined and cost-effective approach means that students need to plan their training schedule for 2024 well in advance and book early to ensure they are in time for their desired course start date next year. *See your options on the next page.*

## Non-scheduled & Regional Courses – demand dependent

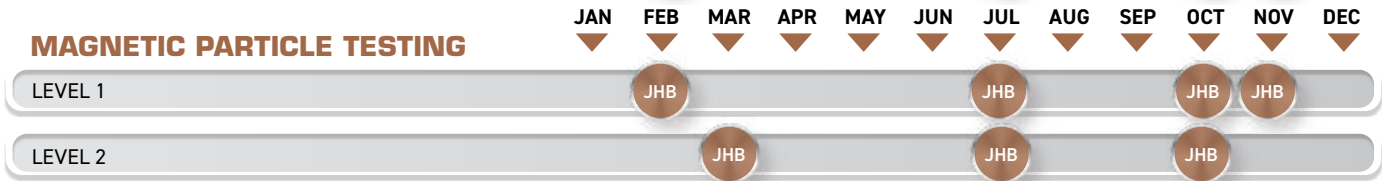
Despite this streamlined approach, the SAIW remains committed to offering scheduled and non-scheduled regional courses in Cape Town and Durban. A minimum of five students are required per course to run. As soon as the minimum number of people have booked in your region, the course will be scheduled.

## NON-DESTRUCTIVE TESTING (NDT)

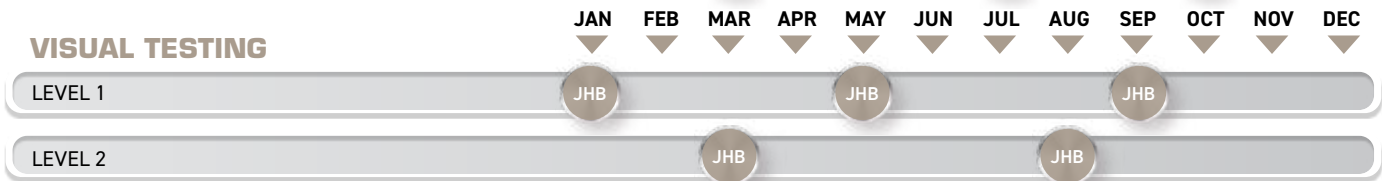
### PENETRANT TESTING



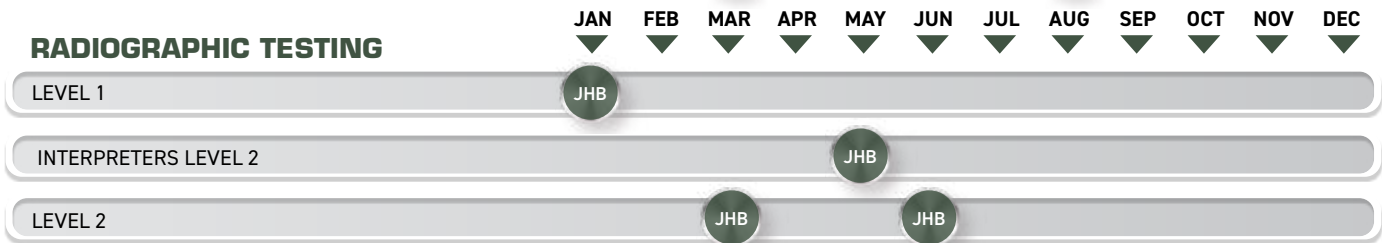
### MAGNETIC PARTICLE TESTING



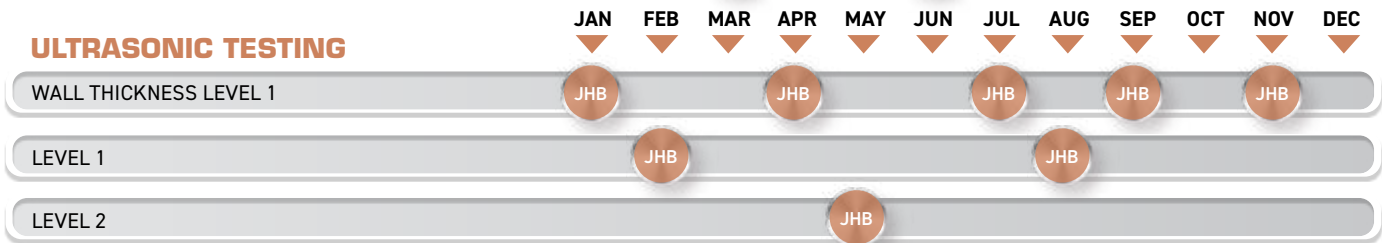
### VISUAL TESTING




### RADIOGRAPHIC TESTING



### ULTRASONIC TESTING



### EDDY CURRENT TESTING



# **BOOKINGS & QUERIES**

## **CONTACT DETAILS**


Training	training@saiw.co.za
Practical Welding	welding@saiw.co.za
Examinations	exams@saiw.co.za
Qualification & Certification	qualcert@saiw.co.za
Company Audits	iso3834@saiw.co.za
Technical Services	technical@saiw.co.za
Laboratory Testing	mat.lab@saiw.co.za
Payments / Account	debtors@saiw.co.za
Invoicing	invoicing@saiw.co.za
Feedback	info@saiw.co.za
Complaints / Compliments	quality@saiw.co.za
Appeals	quality@saiw.co.za
Quality	quality@saiw.co.za
Formal interaction	info@saiw.co.za
Creditors	creditors@saiw.co.za

### **Management**

Finance & Administration	michelle.warmback@saiw.co.za
Training	mark.digby@saiw.co.za
Practical Welding	confidence.lekoane@saiw.co.za
Technical Services	confidence.lekoane@saiw.co.za
Company Audit & Certification	renier.mostert@saiw.co.za
Personnel Examinations	harold.jansen@saiw.co.za
Personnel Qualification / Certification	harold.jansen@saiw.co.za
Approved Training Bodies	harold.jansen@saiw.co.za
Executive Director	john.tarboton@saiw.co.za

# ABOUT NON-DESTRUCTIVE TESTING (NDT)

Non-Destructive Testing (NDT) refers to the testing of material and components without inhibiting its further usefulness. Applied scientific principles such as electromagnetic induction, magnetism, capillary action, mechanical vibration, electromagnetic waves, etc. are utilised to identify and characterise discontinuities within tested samples or areas of interest.



# NON-DESTRUCTIVE TESTING (NDT)

Training for NDT is provided by the SAIW in compliance with the ISO/TS 25108 in accordance with the syllabus provided in ISO/TS 25107 (ANSI/ASNT CP 105 as well as IAEA Tecdoc 628 are also incorporated) and recognised by an ISO/IEC 17024 accredited Personnel Certification Body (PCB) under the scope of ISO 9712, i.e. SAIW Certification PCB, which operates the SAIW Certification NDT Scheme.


The SAIW Certification NDT scheme is the very first NDT qualification and certification scheme developed 'in Africa by Africans for Africans' that is registered under the ICNDT Mutual Recognition Agreement (MRA) Schedule 2 through the SAIW Certification Personnel Certification Body (PCB).

## TRAINING IS SECTOR SPECIFIC AND CAN BE SUBDIVIDED INTO THE FOLLOWING MAIN SECTIONS:




## ASSESSMENT QUALITY ASPECTS AND DEVELOPMENTS TRAINING, QUALIFICATION AND CERTIFICATION IS SUBDIVIDED INTO THREE LEVELS AS STIPULATED BY ISO 9712 NEW ISSUE PUBLISHED IN 2021

- An individual certified to **LEVEL 1** has demonstrated competence to carry out NDT according to written instructions and under the supervision of Level 2 or Level 3 personnel. Level 1 personnel may be authorized to perform the following in accordance with NDT instructions: set up NDT equipment; perform the tests; record and classify the results of the tests according to written criteria; report the results.
- **LEVEL 2** personnel may be authorized by the employer to perform certain tasks which include: select the NDT technique for the testing method to be used; define the limitations of application of the testing method; translate NDT codes, standards, specifications, and procedures into NDT instructions adapted to the actual working conditions; set up and verify equipment settings; perform and supervise tests; provide guidance for personnel at or below Level 2; report the results of NDT.
- **LEVEL 3** personnel may be authorized to perform certain tasks which include: assume full responsibility for a test facility or examination centre and staff; interpret standards, codes, specifications, and procedures; carry out and supervise all tasks at all levels; provide guidance for NDT personnel at all levels.



# UNLOCKING YOUR PATH TO NDT SUCCESS: THE ULTIMATE COURSE ORDER GUIDE



Scan this QR code to  
download the SAIW  
Course Prospectus  
App onto your cellular  
phone.



## **UNLOCKING YOUR PATH TO NDT SUCCESS: THE ULTIMATE COURSE ORDER GUIDE**

To embark on a successful career in Non-Destructive Testing (NDT), it's crucial to follow a well-structured path. The correct order of SAIW NDT courses can make all the difference to your journey:

### **LEVEL 1:**

- **Liquid Penetrant Testing (PT) Course:** Start with PT, an excellent introductory course that teaches you how to detect surface defects using liquid penetrants.
- **Magnetic Particle Testing (MT) Course:** Next, delve into MT, where you'll learn to identify surface and near-surface flaws using magnetic fields.
- **Visual Testing (VT) Course:** VT enhances your visual inspection skills, a fundamental ability in NDT.
- **Radiographic Testing (RT) Course including RT Safety:** Radiographic testing teaches you to use X-rays and gamma rays to inspect materials. Safety is paramount.
- **Ultrasonic Testing (UT) WT:** UT introduces you to the versatile world of ultrasonic testing, which is invaluable in many industries.
- **Ultrasonic Testing (UT):** Build on your UT knowledge to become proficient in this widely-used NDT technique.
- **Eddy Current:** Explore Eddy Current testing, which is especially beneficial in the aerospace industry.

These levels represent opportunities for advanced training and specialisation, including becoming a Welding Inspector.

Overall, NDT offers a promising career with above-average pay, global opportunities, and room for growth. Those with NDT expertise have a unique passion for precision and are committed to doing things right. As you progress through these courses and levels, you'll gain the skills and knowledge necessary to become an indispensable part of the industries that rely on NDT for quality assurance including the power generation, petrochemical and mining sectors.

**Remember!** Your NDT journey is a stepping stone to success, with each course adding to your expertise and career prospects.





# WHAT YOU NEED TO BUILD YOUR CAREER IN NON-DESTRUCTIVE TESTING

**1** You need to be  
**ANALYTICAL**  
**INTELLIGENT**  
**HIGH LEVEL**  
**ATTENTION**  
**TO DETAIL**

If you're one of the few people who're good at science & math, and have an enquiring mind, becoming an NDT professional will give you the chance of making a valuable future.

**2** Consider yourself  
**INQUISITIVE**  
**PERSISTENT**  
**INTUITIVE**

Being persistent and inquisitive, with a problem-solving attitude, studying SAIW's NDT courses will be your most flexible start to a better future.

**3** You must be  
**AMBITIOUS**  
**MOTIVATED**  
**KEEN**

If you're ambitious & motivated, contact the SAIW or visit [www.saiw.co.za](http://www.saiw.co.za) OR Call 011-298 2100 to enquire about our NDT courses.

**4** **THEN**  
You will be able to  
**EARN**  
**WHILE**  
**YOU**  
**LEARN**

Studying NDT through SAIW means you'll be able to move through all the NDT levels at your own pace and as you can afford to. You'll also be able to earn while you learn, continuing to study as it suits you.

SAIW provides training programmes, consultancy and industry support services to the metal industries in South Africa. The SAIW is active throughout Southern Africa, the Indian Ocean Islands and the Middle East. SAIW qualifications & certifications are regarded as the industry standard in South Africa and enjoy international recognition

Non-Destructive Testing (NDT) is the testing of material or manufactured components without destroying their usefulness. Applying scientific techniques such as electromagnetic induction, magnetism, capillary action, mechanical vibration or electromagnetic waves, and other testing techniques, to identify potential flaws or failures within supplied samples.



**SAIW**

Southern African Institute of Welding

Call 011-298 2100 or visit [www.saiw.co.za](http://www.saiw.co.za)

# INTRODUCTION TO NON-DESTRUCTIVE TESTING (NDT)

Non-Destructive Testing (NDT) stands at the forefront of modern scientific evaluation, enabling the examination of materials and components without compromising their integrity or future usability. This field represents a marriage of applied scientific principles that encompass a diverse array of techniques, including electromagnetic induction, magnetism, capillary action, mechanical vibration, electromagnetic waves, and more. These techniques are harnessed to meticulously uncover, characterise, and comprehend discontinuities present within the tested samples or areas of interest.

NDT is more than just a method; it's a commitment to the pursuit of safety, quality, and reliability across a multitude of industries. It's the means by which hidden flaws are unveiled, structural integrity is assured, and material performance is scrutinised without the need for destructive testing methods. As we delve deeper into this prospectus, we invite you to explore the captivating world of NDT, where science, technology, and innovation converge to ensure the continued success and safety of our modern world.



Scan this QR code to  
download the SAIW  
Course Prospectus  
App onto your cellular  
phone.



# NDT BOOKING PROCEDURE

- Please ensure that you comply with the course access conditions prior to enrolling for the course.
- Refer to the access conditions indicated on the NDT Access Conditions Table.
- Further information is available on the SAIW website: [www.saiw.co.za](http://www.saiw.co.za)
- Full payment is to be made prior to the commencement of the course and exam.
- All prices indicate the combined total for both the training and initial qualification examination costs.
- All prices quoted include VAT.

## PLEASE NOTE

Once we have received all correct documents and payment has been confirmed, you will receive, via email, a "Booking Confirmation Notice" This booking confirmation notice will include the date of the NDT course, venue and full address.

## DOCUMENTATION REQUIRED FOR COURSE ENROLMENT:

1. "Course Enrolment Application Form" – completed in full.
2. Confirmation of full payment.
3. Legible copy of highest academic qualifications (school, college, university, etc.) and / or pass mark in Proficiency Test.
4. Company letter stating delegate's current employment status (if applicable).
5. Legible copy of ID or Passport.
6. When doing any Level 2 or Level 3 course, confirmation of the preceding Level qualification (training record and examination result letter) is required.

## CANCELLATION OF TRAINING

1. The SAIW reserves the right to cancel the holding of a course at short notice, should student numbers not meet our minimum course requirements. Candidates shall be informed of the cancellation two weeks prior to the training start date and arrangements will be made to book the candidate on the next available course. Should the student / applicant decide the alternative arrangement is unsuitable, the full course fees will be reimbursed in these circumstances. Personal costs relating to accommodation and travelling cannot be claimed.
2. If the course booking is cancelled by the applicant less than 30 (thirty) days prior to the training start date, then the cancellation charge will be equal to the full course cost and no refund is applicable.
3. If the course booking is cancelled by the applicant 30 (thirty) days or more prior to the training start date, a cancellation charge of 4% (plus VAT) of the course fees will be charged by the SAIW as an administration fee and the balance of the fees refunded to the applicant. In these circumstances only the balance of the course fees will be reimbursed and no personal costs relating to accommodation and travelling may be claimed by the applicant.

## WHAT YOU NEED TO BRING ALONG:

1. 4 Coloured ID photo's taken within the previous 6 months.
2. Copy of your ID or Passport.
3. Stationery, e.g. pen, pencil, note book, eraser and highlighter and scientific calculator.
5. Copy of the booking confirmation letter.
6. A 100% attendance of the course is a prerequisite for the qualification examination.

## DRESS CODE

Wear long pants, shirt and safety boots. Also consider suitable protective clothing such as overalls for the practical sessions.

# TRAINING: NDT ACCESS CONDITIONS

<b>Level 1 : MT, VT, PT</b>	<p>Direct access to the course shall be granted if the candidate has passed both mathematics and science in Grade 10 (Proof of Grade 10 – or equivalent such as N1; certificate is required).</p>
<b>Level 1 : UT, RT, ECT</b>	<p>Please note that RT Safety is mandatory for access to an RT 1 course and no RT 1 certificate shall be issued unless a RT Safety certificate in accordance with DOH and issued by SAINT Professional Body can be shown.</p> <p>Direct access to the course shall be granted if the candidate has passed both mathematics and science in Grade 12 (Proof of Grade 12 – or equivalent such as N3 certificate is required).</p> <p>Alternatively, the candidate shall be required to pass a Proficiency Exam for surface methods, prior to being eligible to sit the applicable NDT course.</p> <p>Please note that the Proficiency test is free of charge and only assesses the basic skills relating to mathematics, science, comprehension and communication capabilities required within the applicable NDT method. The pass mark for the Proficiency test is 70%. Please contact Harold Jansen (harold.jansen@saiw.co.za) to ascertain availability and to make a booking. Proficiency tests are performed on Thursdays between 8:00 and 11:00. In the case of candidates not being able to attend the Proficiency test due to transport problems, arrangements can be made to have the test e-mailed to a suitable invigilator and returned via email once completed.</p>
<b>Level 2 - All Methods</b>	<p>Candidate shall be qualified i.e. have received training in accordance with ISO9712 requirements and have passed the Level 1 qualification examinations (certified is preferred) as a Level 1 NDT Technician in the applicable method and sector.</p> <p>Access to advanced / derived techniques requires a valid Level 2 certificate in the relevant method.</p> <p><b>Direct Access to Level 2:</b></p> <p>Candidate shall have passed both mathematics and science at Grade 12 level (Equivalent to N3 - Proof of Grade 12 certificate is required) and have applicable tertiary qualification(s) and/or relevant NDT experience. Combination of Level 1 and Level 2 Training hours in accordance with an approved syllabus and training programme as per SAIW Certification NDT Scheme requirements and based on Certification body approval. The Level 1 qualification examinations shall also have been successfully passed.</p>
<b>Level 3 - All Methods</b>	<p>Candidate shall be qualified i.e. received training in accordance with ISO9712 requirements and have passed the Level 2 qualification examinations (certified is preferred) as a Level 2 NDT Technician in the applicable method and sector, appropriate tertiary qualifications (relevant to the NDT method - chemistry, mathematics or physics; and/or to the product or industry sector - chemistry, metallurgy, engineering etc.) are advantageous.</p> <p>All candidates for Level 3 Certification in any NDT method shall have successfully completed the Level 2 Practical exam. (If not certified as Level 2, the practical examination shall have been passed within 1 year from date of writing the Level 3 main method examination).</p> <p>Valid Level 2 Certificate in the applicable method and sector is mandatory when equipment operation or accepting tested components are required.</p> <p><b>Direct Access to Level 3:</b></p> <p>Combination of Level 1, 2 and 3 Training hours in accordance with an approved syllabus and training program as per ISO 9712 and SAIW Certification NDT Scheme requirements and based on Certification body verification. The Level 2 qualification examinations shall also have been successfully passed. No reduction in requirements for industrial experience. Suitable tertiary qualifications (relevant to the NDT method - chemistry, mathematics or physics; and / or to the product or industry sector - chemistry, metallurgy, engineering etc.) are mandatory.</p>

# PENETRANT TESTING

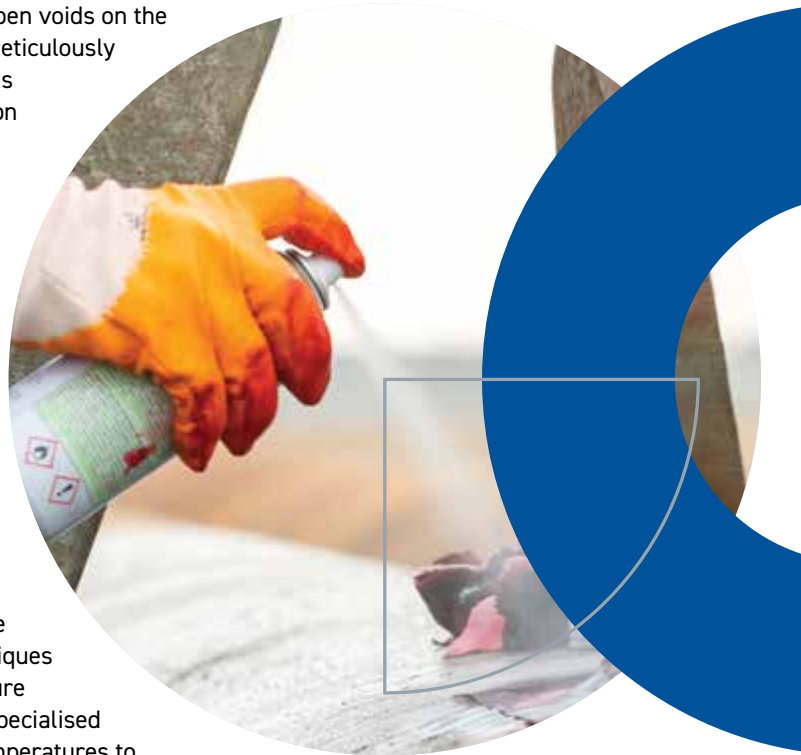
## COURSE INFORMATION

Penetrant Testing (PT), also known as Liquid Penetrant Testing, is a highly versatile surface-based non-destructive testing (NDT) method. This technique employs a liquid containing a coloured dye, enhancing its visibility, to infiltrate and fill any open voids on the surface through capillary action. Once the excess penetrant is meticulously removed from the surface, a developer substance is applied. This developer acts as a contrasting medium, facilitating the migration of the penetrant from within the defects. Consequently, any discontinuities or flaws become prominently visible against the contrasting background, typically a white powder.

One of the remarkable attributes of PT is its applicability across a wide range of materials, provided that the discontinuity of interest is accessible from the surface. If you possess an affinity for chemistry, particularly the interplay of liquids, and find fascination in precision work that goes beyond swimming or indulging in the occasional beverage, then Penetrant Testing offers a fulfilling career path.

The effectiveness of PT is influenced by several factors, including the type of dye used (whether it's designed for normal light or backlight conditions, or both), the specific penetrant employed, the method used to remove excess penetrant, and the developer chosen for the testing process. Additionally, PT techniques must adapt to extreme temperatures, as variations in temperature can affect liquid properties such as viscosity and evaporation. Specialised techniques are employed in cases of excessively high or low temperatures to ensure accurate and reliable results.

Embarking on a career in Penetrant Testing allows you to explore the fascinating intersection of chemistry, materials science, and meticulous precision, making it one of the fundamental and indispensable NDT methods in various industries.



# PENETRANT TESTING

**IF YOU ENJOYED CHEMISTRY AT SCHOOL AND YOUR INTEREST IN LIQUIDS EXCEEDS THAT OF SWIMMING AND THE OCCASIONAL BEER, THEN WE INVITE YOU TO START YOUR CAREER IN ONE OF THE MOST BASIC YET USEFUL NDT METHODS.**

Inspection techniques depend on whether the dye used is under normal light or backlight conditions (or both), the type of penetrant, excess penetrant removal process as well as developer used during testing. Furthermore, since temperature has an effect on the liquid properties, such as viscosity and evaporation, special techniques are applicable at excessively high and low temperatures.

**THE TRAINING COURSE IS BASED ON GENERAL THEORY AS WELL AS SECTOR SPECIFIC APPLICATIONS RELATING, BUT NOT LIMITED TO, THE FOLLOWING STANDARDS AND SPECIFICATIONS:**

- ASME Boiler & Pressure Vessel Code - Section V - Subsection A - Article 1 & 6
- ASME Boiler & Pressure Vessel Code - Section V - Subsection B - Article 24
- ISO 3452 Part 1 PT – General Principals
- ISO 3452 Part 2 PT – Testing of penetrant materials
- ISO 3452 Part 3 PT – Reference test blocks
- ISO 3452 Part 4 PT – Equipment
- ISO 3452 Part 5 PT – Testing at temperatures > 50 °C
- ISO 3452 Part 6 PT – Testing at temperatures < 10 °C
- ISO 12706 PT – Vocabulary
- ISO 23277 PT – Acceptance Levels

PENETRANT TESTING - SAIW CERTIFICATION NDT SCHEME (ISO 9712)   NON-DESTRUCTIVE TESTING - SURFACE METHODS											
NDT Method and Level	Industrial Sector	Product Sector / Category	Duration 1 day = 8 hours	Prices (Inclusive of VAT)			Course & Initial Exam Dates				
				Training & Initial Examination Non-Corporate Members	Training & Initial Examination Corporate Members	Initial Certification					
Penetrant Testing Level 1	Pre- and in-service	PT 1.1 Forging (f) PT 1.2 Castings (c) PT 1.3 Welds (w)	Training 4 days  Exam 1 day	<b>R 17,900</b>	<b>R 16,600</b>	<b>R 3,094</b>	<b>Course Code</b>	<b>PT 1 A JHB 01</b>	<b>PT 1 A JHB 02</b>	<b>PT 1 A JHB 03</b>	<b>PT 1 A JHB 04</b>
							Training	22 - 25 Jan	10 - 13 Jun	16 - 19 Sep	25 - 28 Nov
							Exam	26 Jan	14 Jun	20 Oct	29 Nov
Penetrant Testing Level 2	Pre- and in-service	PT 2.1 Forging (f) PT 2.2 Castings (c) PT 2.3 Welds (w)	Training 4 days  Exam 1 day	<b>R 17,900</b>	<b>R 16,600</b>	<b>R 3,094</b>	<b>Course Code</b>	<b>PT 2 A JHB 01</b>	<b>PT 2 A JHB 02</b>	<b>PT 2 A JHB 03</b>	<b>PT 2 A JHB 04</b>
							Training	26 - 29 Feb	08 - 11 Jul	07 - 10 Oct	04 - 07 Nov
							Exam	01 Mar	12 Jul	11 Oct	08 Nov

# MAGNETIC PARTICLE TESTING


## COURSE INFORMATION

Magnetic Particle Testing (MT) is a surface and shallow subsurface non-destructive testing (NDT) method that leverages the inherent magnetic properties of materials to uncover surface flaws and significant indications just beneath the surface. The material being tested must possess magnetic qualities, allowing magnetic fields to be either generated within or passed through it. Consequently, MT is primarily applicable to ferromagnetic materials, characterized by having a magnetic permeability significantly greater than 1.

If you have a keen interest in magnetism and are intrigued by the utilization of magnetic fields to identify discontinuities within ferromagnetic materials, Magnetic Particle Testing is the ideal starting point for your NDT career journey.

The techniques employed in MT vary depending on several factors, including the type of current utilised for magnetisation, whether the excitation current is maintained during the application of magnetic particles, and the nature of the magnetic field generated—whether it is linear or circular. Additionally, the method description should encompass details about the specific type of magnetic particles employed to render the indications visible, further enhancing the precision and effectiveness of the testing process.

Embracing Magnetic Particle Testing as your chosen NDT path will immerse you in the captivating realm of magnetism, offering a unique perspective on how magnetic fields are harnessed to detect flaws and discontinuities in ferromagnetic materials—a skill set highly sought after in various industries where material integrity and safety are paramount.





# MAGNETIC PARTICLE TESTING

**IF YOU ARE INTERESTED IN MAGNETISM AND WOULD LIKE TO FIND OUT HOW MAGNETIC FIELDS ARE USED TO DETECT DISCONTINUITIES IN FERROMAGNETIC MATERIAL THEN MAGNETIC PARTICLE TESTING IS THE PLACE TO START YOUR CAREER IN NDT.**

Inspection techniques depend on the type of current being used to magnetise the material, whether the excitation current is maintained during the application of magnetic particles or not as well as the nature of the magnetic field generated i.e. linear or circular. In addition the technique description should also refer to the type of magnetic particles used to make indications visible.

**THE TRAINING COURSE IS BASED ON GENERAL THEORY AS WELL AS SECTOR SPECIFIC APPLICATIONS RELATING, BUT NOT LIMITED TO, THE FOLLOWING STANDARDS AND SPECIFICATIONS:**

- ASME Boiler & Pressure Vessel Code - Section V - Subsection A - Article 1 & 7
- ASME Boiler & Pressure Vessel Code - Section V - Subsection B - Article 25
- ISO 9934 Part 1 MT – General Principals
- ISO 9934 Part 2 MT – Detection media
- ISO 9934 Part 3 MT – Equipment
- ISO 12707 MT - Vocabulary
- ISO 17638 MT – Welds
- ISO 4986 MT – Castings
- ISO 23278 MT – Acceptance Levels

MAGNETIC PARTICAL TESTING - SAIW CERTIFICATION NDT SCHEME (ISO 9712)   NON-DESTRUCTIVE TESTING - SURFACE METHODS											
NDT Method and Level	Industrial Sector	Product Sector / Category	Duration 1 day = 8 hours	Prices (Inclusive of VAT)			Course & Initial Exam Dates				
				Training & Initial Examination Non-Corporate Members	Training & Initial Examination Corporate Members	Initial Certification					
Magnetic Testing Level 1	Pre- and in-service	MT 1.1 Forging (f) MT 1.2 Castings (c) MT 1.3 Welds (w)	Training 4 days	<b>R 17,900</b>	<b>R 16,600</b>	<b>R 3,094</b>	<b>Course Code</b>	<b>MT 1 A JHB 01</b>	<b>MT 1 A JHB 02</b>	<b>MT 1 A JHB 03</b>	<b>MT 1 A JHB 04</b>
			Exam 1 day				Training	12 - 15 Feb	01 - 04 Jul	14 - 17 Oct	25 - 28 Nov
							Exam	16 Feb	05 Jul	18 Oct	29 Nov
Magnetic Testing Level 2	Pre- and in-service	MT 2.1 Forging (f) MT 2.2 Castings (c) MT 2.3 Welds (w)	Training 4 days	<b>R 17,900</b>	<b>R 16,600</b>	<b>R 3,094</b>	<b>Course Code</b>	<b>MT 2 A JHB 01</b>	<b>MT 2 A JHB 02</b>	<b>MT 2 A JHB 03</b>	
			Exam 1 day				Training	04 - 07 Mar	15 - 18 Jul	21 - 24 Oct	
							Exam	08 Mar	19 Jul	25 Oct	

# VISUAL TESTING

## COURSE INFORMATION


Visual Testing (VT) stands out as one of the simplest yet most widely employed non-destructive testing (NDT) methods in use today. VT often takes precedence as the initial inspection step for any component or environment, as it necessitates direct observation of the area under scrutiny. This method primarily focuses on surface inspection, making it an essential tool in the NDT toolkit.

VT harnesses the power of visible light, falling within the 390 to 700 nm range of the electromagnetic spectrum, and its interaction with solid surfaces. This interaction allows for the detection of surface indications that are open and unobstructed, free from any foreign materials or debris. In essence, what is visible to the eye corresponds directly to what can be detected.

If your high school experiences with lenses and mirrors piqued your interest, or if the intrigue of lasers has captivated your imagination, then an exploration of the fundamental realm of NDT through Visual Testing is an invitation to embark on a journey that may transform you into the modern-day 'Sherlock Holmes' of visual inspection specialists—the most iconic of all times.

The Visual Testing Method encompasses three primary techniques, each tailored to the accessibility of the surface and the nature of the material being examined. These techniques include direct, indirect, and translucent methods, offering a versatile array of approaches to suit various testing scenarios.

Pursuing a course in Visual Testing not only introduces you to the foundational NDT method but also equips you with the skills and knowledge needed to meticulously examine and uncover hidden details, making it a vital discipline in ensuring the integrity and safety of critical components in numerous industries.



# VISUAL TESTING

IF YOU ENJOYED WORKING WITH LENSES AND MIRRORS IN HIGH SCHOOL AND IF LASERS FASCINATES YOU, THEN YOU ARE INVITED TO ATTEND A COURSE IN THE MOST BASIC OF ALL NDT METHODS AND CHALLENGE YOU TO BECOME THE NEXT ‘SHERLOCK HOLMES’ – CERTAINLY THE MOST FAMOUS ‘VISUAL TESTING SPECIALIST’ OF ALL TIMES.

The Visual Testing method can be divided into three main techniques depending on the access to the surface. The techniques are direct, indirect and translucent and depend on the type of material to be tested.

**THE TRAINING COURSE IS BASED ON GENERAL THEORY AS WELL AS SECTOR SPECIFIC APPLICATIONS RELATING, BUT NOT LIMITED TO, THE FOLLOWING STANDARDS AND SPECIFICATIONS:**

- ASME Boiler & Pressure Vessel Code - Section V - Subsection A - Article 1 & 9
- ISO 3058                      VT – Low power magnifiers
- ISO 8785                     VT – Geometrical product specifications
- ISO 13385 Part 1         VT – Geometrical product specifications : Callipers
- ISO 13385 Part 2         VT – Geometrical product specifications : Calliper depth gauges
- ISO 11971                  VT – Castings
- ISO 17637                 VT – Welds

VISUAL TESTING - SAIW CERTIFICATION NDT SCHEME (ISO 9712)   NON-DESTRUCTIVE TESTING - SURFACE METHODS										
NDT Method and Level	Industrial Sector	Product Sector / Category	Duration 1 day = 8 hours	Prices (Inclusive of VAT)			Course & Initial Exam Dates			
				Training & Initial Examination Non-Corporate Members	Training & Initial Examination Corporate Members	Initial Certification				
Visual Testing Level 1	Pre- and in-service	VT 1.1 Forging (f) VT 1.2 Castings (c) VT 1.3 Welds (w)	Training 4 days  Exam 1 day	<b>R 17,900</b>	<b>R 16,600</b>	<b>R 3,094</b>	Course Code	VT 1 A JHB 01	VT 1 A JHB 02	VT 1 A JHB 03
							Training	15 - 18 Jan	06 - 09 May	30 Sept - 03 Oct
							Exam	19 Jan	10 May	04 Oct
Visual Testing Level 2	Pre- and in-service	VT 2.1 Forging (f) VT 2.2 Castings (c) VT 2.3 Welds (w)	Training 4 days  Exam 1 day	<b>R 17,900</b>	<b>R 16,600</b>	<b>R 3,094</b>	Course Code	VT 2 A JHB 01	VT 2 A JHB 02	
							Training	11 - 14 Mar	19 - 22 Aug	
							Exam	15 Mar	23 Aug	

# RADIOGRAPHIC TESTING

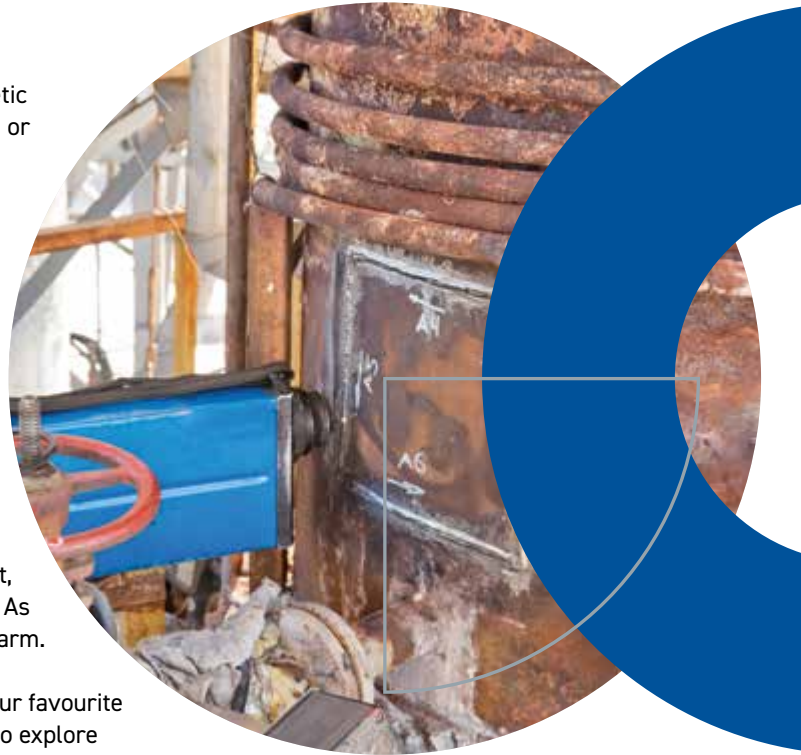
## COURSE INFORMATION

Radiographic Testing (RT) harnesses the power of electromagnetic waves, specifically X-rays within the 0.01 to 10 nanometre range or Gamma-rays with wavelengths below 0.01 nanometres. Within these ranges, electromagnetic waves can proficiently penetrate solid materials, enabling the creation of detailed images either on film or by using electromagnetic sensors, providing valuable insights into the material's composition and integrity.

RT excels as a volumetric testing method, capable of identifying discontinuities exceeding a 2% cross-sectional void or material change in relation to the actual beam orientation. The energy levels associated with these extremely short waves exceed 100 electron volts (eV), but they pose a potential risk due to ionising radiation. It's crucial for operators to undergo radiation safety training, as this form of radiation is imperceptible to the senses—unseen, unheard, unfelt, untasted, and unscented. The aim is to maintain ALARA (As Low As Reasonably Achievable) exposure levels to minimise potential harm.

If you have an affinity for photography and hold Superman as your favourite DC character, Radiographic Testing offers a unique opportunity to explore your interests while making a substantial contribution to industry safety. However, it's essential to note that a solid foundation in exponents and logarithms is essential for mastering the intricacies of this NDT method.

Radiographic techniques within RT are diverse, contingent upon the type of electromagnetic wave employed, the configuration of exposure, and the image formation. By delving into Radiographic Testing, you not only combine the art of imaging with the pursuit of safety but also play a pivotal role in ensuring the structural soundness of critical components across various industries.



# RADIOGRAPHIC TESTING

**THE TRAINING COURSE IS BASED ON GENERAL THEORY AS WELL AS SECTOR SPECIFIC APPLICATIONS RELATING, BUT NOT LIMITED TO, THE FOLLOWING STANDARDS AND SPECIFICATIONS:**

- ASME Boiler & Pressure Vessel Code - Section V - Subsection A - Article 1 & 2
- ASME Boiler & Pressure Vessel Code - Section V - Subsection B - Article 22
- ISO 10675 Part 1 & 2 RT - Acceptance levels
- ISO 17636-1 RT - X and gamma ray techniques
- ISO 19232 Parts 1 to 5 RT - Image quality of radiographs
- ISO 11699 Parts 1 & 2 RT - Industrial radiographic films
- ISO 5580 RT - Metallic materials using X- or gamma rays Basic rules
- ISO 5576 RT - Vocabulary

Details of specific codes utilised in the limited (RT 2.Int) as well as derived or advanced techniques courses (RT 2.9) can be found in the relevant training documents.

RADIOGRAPHIC TESTING - SAIW CERTIFICATION NDT SCHEME (ISO 9712)   NON-DESTRUCTIVE TESTING - VOLUMETRIC METHODS									
NDT Method and Level	Industrial Sector	Product Sector / Category	Duration 1 day = 8 hours	Prices (Inclusive of VAT)			Course & Initial Exam Dates		
				Training & Initial Examination Non-Corporate Members	Training & Initial Examination Corporate Members	Initial Certification			
Radiographic Testing Level 1 + RT Safety	Pre- and in-service	RT 1.5 X-Ray of Dense Alloy Welds RT 1.6 Gamma-Ray of Dense Alloy Welds	Training 20 days Exam 5 days	<b>R 51,400</b>	<b>R 47,500</b>	<b>R 3,094</b>	<b>Course Code</b>	<b>RT 1 A JHB 01</b>	
							Training	29 Jan - 16 Feb	
							Exam	19 - 23 Feb	
LIMITED Radiographic Interpreters Level 2	Pre- and in-service	Film Interpretation of Dense Alloy Welds Only (No operational RT)	Training 15 days Exam 1 day	<b>R 31,800</b>	<b>R 29,400</b>	<b>R 3,094</b>	<b>Course Code</b>	<b>RT 2 INT JHB 01</b>	
							Training	06 - 16 May	
							Exam	17 May	
Radiographic Testing Level 2	Pre- and in-service	RT 2.5 X-Ray of Dense Alloy Welds RT 2.6 Gamma-Ray of dense Alloy Welds	Training 10 days Exam 5 days	<b>R 42,600</b>	<b>R 39,400</b>	<b>R 3,094</b>	<b>Course Code</b>	<b>RT 2 A JHB 01</b>	<b>RT 2 A JHB 02</b>
							Training	04 - 15 Mar	01 - 12 Jul
							Exam	18 - 22 Mar	15 - 19 Jul
ADVANCED see point (1)	Pre- and in-service	RT 2.9 Digital Radiography	Training 10 days Exam 5 days	<b>R 42,600</b>	<b>R 39,400</b>	<b>R 3,094</b>	Please refer to our website for more information		

**\* OTHER CATEGORIES AVAILABLE ON REQUEST AND SUBJECT TO DEMAND. [1] RT 2 A CERTIFICATION IS REQUIRED AS PREREQUISITE**

# ULTRASONIC TESTING


## COURSE INFORMATION

Ultrasonic Testing (UT) is a powerful non-destructive testing (NDT) method that relies on the mechanical vibration of sound waves in the ultrasonic range (frequencies greater than 20 kHz) to uncover volumetric discontinuities within solid materials. In UT, both compression and shear waves play a pivotal role in investigating the internal nature of components. The interaction of these waves with linear, planar, or volumetric anomalies, often referred to as 'vacancies,' enables the characterization of any detected discontinuities.

The primary inspection medium in UT is the sound beam, and a profound understanding of its qualification (properties) and quantification (calibration) is crucial for accurately interpreting signal responses. If you're someone who enjoys playing pool, possesses a penchant for geometry and trigonometry, and relishes the challenge of deciphering complex structures, then embarking on an Ultrasonic Testing course is a transformative experience. It will revolutionise the way you perceive engineering materials and weldments, offering you a unique perspective into their internal composition.

Within UT, compression and shear waves applications having various angles and frequencies serve as the foundation for determining the techniques used. Additionally, the send-or-receive/send-and-receive capabilities of the sensors, along with scanning methodologies such as the tandem technique, are vital technique parameters. Mastering these parameters empowers you to not only detect defects but also to assess their size, orientation, and position accurately.

Delving into Ultrasonic Testing opens doors to a fascinating world where science, mathematics, and technology converge to ensure the safety and reliability of critical components in various industries. It's a discipline that empowers you to become a vital guardian of structural integrity, making it a rewarding and intellectually stimulating choice for those passionate about NDT.



# ULTRASONIC TESTING

**THE TRAINING COURSE IS BASED ON GENERAL THEORY AS WELL AS SECTOR SPECIFIC APPLICATIONS RELATING, BUT NOT LIMITED TO, THE FOLLOWING STANDARDS AND SPECIFICATIONS:**

- ASME Boiler & Pressure Vessel Code - Section V - Subsection A - Article 1, 4 & 5
- ASME Boiler & Pressure Vessel Code - Section V - Subsection B - Article 23
- ISO 16810 UT - General Principles
- ISO 11666 UT - Acceptance Levels
- ISO 17640 UT - Techniques, Testing levels and assessment
- ISO 23279 UT - Characterisation of discontinuities in welds
- ISO 5577 UT - Vocabulary
- ISO 18175 UT - Performance characteristics (no electronic instruments)
- ISO 16827 UT - Characterisation and sizing of discontinuities
- ISO 16826 UT - Discontinuities perpendicular to the surface
- ISO 16811 UT - Sensitivity and range
- ISO 12710 UT - Evaluating electronic characteristics of UT instruments
- ISO 10375 UT - Characterisation of search unit and sound field
- ISO 7963 UT - Calibration block No 2
- ISO 4992 Parts 1 & 2 UT - Steel castings
- ISO 2400 UT - Calibration block No 1
- ISO 22232 Parts 1/3 UT - Equipment characterisation

Details of specific codes utilised in the limited (UT 1.WT) as well as derived or advanced techniques courses (UT 2.7; 2.8; 2.9; 2.10 and 2.11) can be found in the relevant training documents.



Scan this QR code to download the SAIW Course Prospectus App onto your cellular phone.

# ULTRASONIC TESTING

ULTRASONIC TESTING - SAIW CERTIFICATION NDT SCHEME (ISO 9712)   NON-DESTRUCTIVE TESTING - VOLUMETRIC METHODS												
NDT Method and Level	Industrial Sector	Product Sector / Category	Duration 1 day = 8 hours	Prices (Inclusive of VAT)			Course & Initial Exam Dates					
				Training & Initial Examination Non-Corporate Members	Training & Initial Examination Corporate Members	Initial Certification						
LIMITED Ultrasonic Testing Level 1 Limited - Wall Thickness	Pre- and in-service	Limited to wall thickness measurement using compression probe only	Training 4 days  Exam 1 day	<b>R 17,900</b>	<b>R 16,600</b>	<b>R 3,094</b>	<b>Course Code</b>	<b>UT 1 WT JHB 01</b>	<b>UT 1 WT JHB 02</b>	<b>UT 1 WT JHB 03</b>	<b>UT 1 WT JHB 04</b>	<b>UT 1 WT JHB 05</b>
							Training	29 Jan - 01 Feb	08 - 11 Apr	22 - 25 Jul	09 - 12 Sep	04 - 07 Nov
							Exam	02 Feb	12 Apr	26 Jul	13 Sep	08 Nov
Ultrasonic Testing Level 1	Pre- and in-service	UT 1.1 Wrought Product/Forgings UT 1.2 Castings UT 1.3 Butt Welds in Plate UT 1.4 Butt Welds in Pipe	Training 12 days  Exam 3 days	<b>R 42,600</b>	<b>R 39,400</b>	<b>R 3,094</b>	<b>Course Code</b>	<b>UT 1 A JHB 01</b>	<b>UT 1 A JHB 02</b>			
							Training	19 Feb - 05 Mar	26 Aug - 10 Sep			
							Exam	06 - 08 Mar	11 - 13 Sep			
Ultrasonic Testing Level 2	Pre- and in-service	UT 2.1 Wrought Product/Forgings UT 2.2 Castings UT 2.3 Butt Welds in Plate UT 2.4 Butt Welds in Pipe UT 2.5 T-joints & other configurations UT 2.6 Nozzles	Training 12 days  Exam 3 days	<b>R 42,600</b>	<b>R 39,400</b>	<b>R 3,094</b>	<b>Course Code</b>	<b>UT 2 A JHB 01</b>				
							Training	06 - 21 May				
							Exam	22 - 24 May				
AD-VANCED	Pre- and in-service	UT 2.10 Ultrasonic Phased Array	Training 12 days  Exam 5 days	<b>R 46,300</b>	<b>R 42,900</b>	<b>R 3,094</b>	Please refer to our website for updates relating to advanced / derived techniques.					

**PLEASE NOTE: ADVANCED OPTIONS UT 2.8 - CRITICAL FLAW SIZING; UT 2.9 - AUSTENITIC STAINLESS STEEL AND UT 2.11 - TIME OF FLIGHT DIFFRACTION ARE AVAILABLE ON REQUEST AND SUBJECT TO DEMAND. [1] UT 2 A CERTIFICATION IS REQUIRED AS PREREQUISITE**





# EDDY CURRENT TESTING

## COURSE INFORMATION


Eddy Current Testing (ECT) is a highly effective electromagnetic testing method that leverages electromagnetic induction to detect and assess discontinuities in materials. A fundamental prerequisite for eddy current testing is that the material being examined, or in the case of paint thickness measurement, the substrate, must be electrically conductive.

ECT serves as a versatile testing method, offering both surface and subsurface inspection capabilities. The depth to which inspections can be carried out effectively hinges on several factors, including the frequency of the excitation current, the electrical conductivity, and the magnetic properties of the material under scrutiny. While this may seem complex, it all boils down to principles you may recall from your high school lessons on electrical transformers.

If the world of electromagnetic induction intrigues you, dust off your high school knowledge and embark on an ECT course. It's a journey that promises to deepen your understanding and expertise in this captivating field.

Eddy current testing techniques are adaptable, depending on the nature of the sample being tested, be it a flat surface, tube, bar, or more intricate shapes. The choice of probe is influenced by this, and it plays a pivotal role in the testing process. Additionally, the utilisation of multiple frequencies and inspection modes, such as absolute or differential, determines the specific multi-frequency and/or mode techniques used.

The presence of factors like magnetic saturation, weak magnetic alloys, shielding, or the focusing nature of the probe, as well as the capabilities of the display system, contribute to the comprehensive description of eddy current testing techniques. By delving into Eddy Current Testing, you're not only exploring the intriguing world of electromagnetic induction but also contributing to the safety and quality assurance of materials in various industries.



# EDDY CURRENT TESTING

**IF THIS SOUNDS LIKE A MOUTHFUL, THEN WE INVITE YOU TO DUST OFF YOUR HIGH SCHOOL KNOWLEDGE REGARDING ELECTRICAL TRANSFORMERS AND ATTEND AN ECT COURSE.**

The techniques utilised in eddy current testing depends on the sample being tested, i.e. whether it is a surface, tube, bar or other more complex shapes since it dictates the type of probe to be used. Furthermore, the number of frequencies and the inspection mode(s), such as absolute or differential, determines the multi- frequency and / or mode technique description. The presence of magnetic saturation, weak magnetic alloys, shielding or focussing nature of the probe as well as the display capabilities extends the technique description.

**THE TRAINING COURSE IS BASED ON GENERAL THEORY AS WELL AS SECTOR SPECIFIC APPLICATIONS RELATING, BUT NOT LIMITED TO, THE FOLLOWING STANDARDS AND SPECIFICATIONS:**

- ASME Boiler & Pressure Vessel Code - Section V - Subsection A - Article 1 & 8
- ASME Boiler & Pressure Vessel Code - Section V - Subsection B - Article 26
- ISO 15549           ECT – General principles
- ISO 15548 Part 1   ECT – Instrument Characteristics and verification
- ISO 15548 Part 2   ECT – Probe Characteristics and verification
- ISO 15548 Part 3   ECT – System Characteristics and verification
- ISO 17643           ECT – Welds
- ISO 2360            ECT - Non-Conductive coatings – Amplitude sensitive equipment
- ISO 21968          ECT - Non-Conductive coatings – Phase sensitive equipment
- ISO 12718          ECT - Vocabulary

EDDY CURRENT TESTING – SAIW CERTIFICATION NDT SCHEME (ISO 9712) NON-DESTRUCTIVE TESTING – SURFACE METHOD									
NDT Method and Level	Industrial Sector	Product Sector / Category	Duration 1 day = 8 hours	Prices (Inclusive of VAT)			Course & Initial Exam Dates		
				Training & Initial Examination Non-Corporate Members	Training & Initial Examination Corporate Members	Initial Certification			
Eddy Current Testing Level 1	Pre- and in-service	ECT 1.1: Surface (s)	Training 4 days	ECT 1.1 <b>R 17,900</b>	ECT 1.1 <b>R 16,600</b>	ECT 1.1 <b>R 3,094</b>	<b>Course Code</b>	<b>ECT 1.1 JHB 01</b>	<b>ECT 1.2 JHB 01</b>
		ECT 1.2: Tubes (t)	Exam 1 day	ECT 1.2 <b>R 17,900</b>	ECT 1.2 <b>R 16,600</b>	ECT 1.1 <b>R 3,094</b>	Training	03 - 06 Jun	01 - 04 Jul
							Exam	07 Jun	05 Jul
Eddy Current Testing Level 2	Pre- and in-service	ECT 2.1: Surface (s)	Training 4 days	ECT 2.1 <b>R 17,900</b>	ECT 2.1 <b>R 16,600</b>	ECT 2.1 <b>R 3,094</b>	<b>Course Code</b>	<b>ECT 2.1 JHB 01</b>	<b>ECT 2.2 JHB 01</b>
		ECT 2.2: Tubes (t)	Exam 1 day	ECT 122 <b>R 17,900</b>	ECT 2.2 <b>R 16,600</b>	ECT 2.1 <b>R 3,094</b>	Training	08 - 11 Apr	02 - 05 Dec
							Exam	12 Apr	06 Dec

# REPLICA METALLOGRAPHY

## COURSE INFORMATION

Metallographic inspections play a key role in determining the remaining life assessment, creep life of pressure vessels, pipelines, power plants and in verifying the material and heat treatment of fabricated equipment.

In those instances, destructive metallographic tests are unsuitable as further usability of the component is required. Replica metallographic technique is an *in-situ*, non-destructive technique to reveal the microstructure of components.

The usual method of metallographic investigation involves cutting pieces from the component so that laboratory preparation and examination can be performed. However, in replica metallography, after proper surface preparation through the use of cellulose acetate sheets, the technician makes a copy (for this reason it is called "replica") of the microstructure of the metal surface, which will be examined using an optical microscope. The four day course on replica metallography will give an insight into the different types of materials, importance of metallography, and how to do lab metallography and replica metallography. On successful completion of the course, the candidate will be a competent replica technician. Evaluation of the metallographs is undertaken by a qualified metallurgist.

# REPLICA METALLOGRAPHY

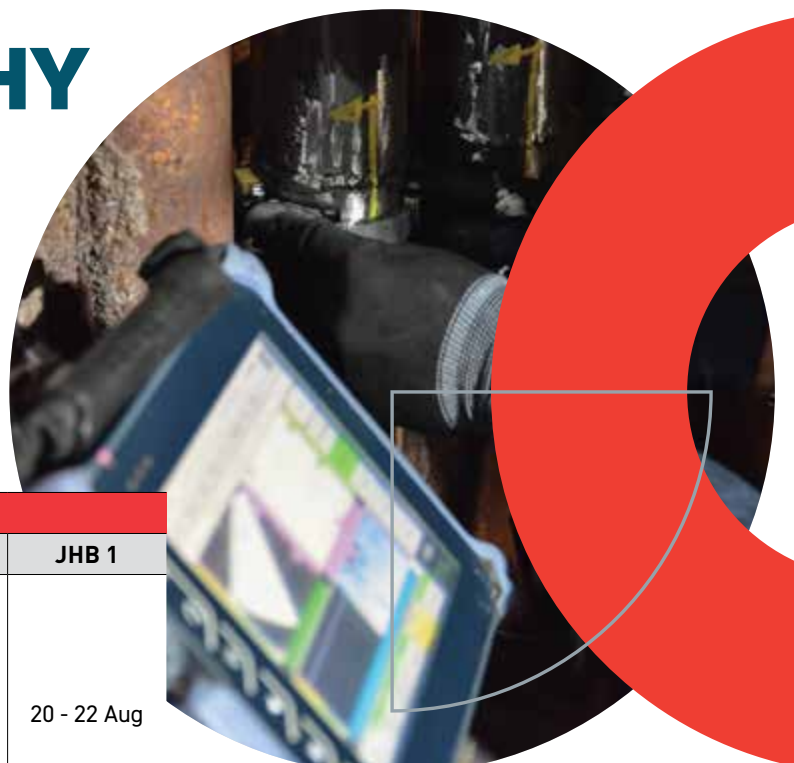
## COURSE DURATION

3 days + 1 day exam

## PRICING (Including VAT)

Corporate Member **R 13,600**

Non-Corporate Member **R 14,700**



### JOHANNESBURG

	HRS	JHB 1
<ul style="list-style-type: none"> <li>Principles of metallography</li> <li>Similarities and differences between on-site and laboratory surface preparation</li> <li>Etching of samples/surfaces and importance of time and temperature</li> <li>Placement of acetate film and final transfer to optical slide</li> <li>Importance of proper identification of replicated area</li> </ul>	24	20 - 22 Aug
Examination	Theory - 2 hrs + Prac - 4 hrs	23 Aug




Scan this QR code to download the SAIW Course Prospectus App onto your cellular phone.

LEVEL 3 ELIGIBILITY PRACTICAL EXAMINATIONS	
MT Level 2	On request
PT Level 2	On request
RT Level 2	On request
UT Level 2	On request

NON-DESTRUCTIVE TESTING – LEVEL 3 – BASIC & MAIN METHODS   SAIW CERTIFICATION NDT LEVEL 3 – ISO 9712								
NDT Method and Level	Industrial Sector	Product Sector / Category	Duration 1 day = 8 hours	Prices (Inclusive of VAT)			Course & Initial Exam Dates	
				Training & Initial Examination Non-Corporate Members	Training & Initial Examination Corporate Members	Initial Certification		
NDT Level 3: Basic	Pre- and in-service	Part A: Materials & Processes Part B: Qual & Cert Schemes Part C: NDT Level 2	Training 10 days Exam 1 day	R 32,200	R 31,600	R 3,094	Course Code	NDT 3 A JHB 01
							Training	TBA
							Exam	TBA
Magnetic Testing: Level 3 (Main Method)	Pre- and in-service	Part D: (Gen) + Parts E1 & E2 (Specific + codes) + Part F (Procedure) Forgings (f), Castings (c) & Welds (w)	Training 5 days Exam 2 days	R 23,900	R 22,100	R 3,094	Course Code	MT 3 A HB 01
							Training	TBA
							Exam	TBA
Penetrant Testing: Level 3 (Main Method)	Pre- and in-service	Part D: (Gen) + Parts E1 & E2 (Specific + codes) + Part F (Procedure) Forgings (f), Castings (c) & Welds (w)	Training 5 days Exam 2 days	R 23,900	R 22,100	R 3,094	Course Code	PT 3 A JHB 01
							Training	TBA
							Exam	TBA
Radiographic Testing: Level 3 (Main Method)	Pre- and in-service	Part D: (Gen) + Parts E1 & E2 (Specific + codes) + Part F (Procedure) Welds in Dense Alloys: X and Gamma	Training 5 days Exam 2 days	R 23,900	R 22,100	R 3,094	Course Code	RT 3 A JHB 01
							Training	TBA
							Exam	TBA
Ultrasonic Testing: Level 3 (Main Method)	Pre- and in-service	Part D: (Gen) + Parts E1 & E2 (Specific + codes) + Part F (Procedure) Forgings (f), Castings (c) & Welds (w) - all categories	Training 5 days Exam 2 days	R 23,900	R 22,100	R 3,094	Course Code	UT 3 A JHB 01
							Training	TBA
							Exam	TBA

**PLEASE NOTE: EDDY CURRENT TESTING & VISUAL TESTING LEVEL 3 ARE AVAILABLE ON REQUEST AND SUBJECT TO DEMAND.**

RE-WRITES	
Basic/MT/PT	On request
Basic/MT/PT/RT/UT	On request



NON-DESTRUCTIVE TESTING CPD COURSES						
Course Name	Details	Duration 1 day - 8 hours	Prices (Inclusive of VAT)		Course & Initial Exam Dates	
			Training & Initial Examination Non-Corporate Members	Training & Initial Examination Corporate Members		
ASME - Eddy Current Testing Code Application	Refer to website for list of applicable sections covered	Training   2 days Exam N/A - Assignments	<b>R 8,100</b>	<b>R 7,500</b>	<b>Course Code</b>	<b>ASME - ECT - JHB 01</b>
					Training	On request
					Exam	N/A
ASME - Liquid Penetrant Testing Code Application	Refer to website for list of applicable sections covered	Training   2 days Exam N/A - Assignments	<b>R 8,100</b>	<b>R 7,500</b>	<b>Course Code</b>	<b>ASME - PT - JHB 01</b>
					Training	19 - 20 Mar
					Exam	N/A
ASME - Magnetic Particle Testing Code Application	Refer to website for list of applicable sections covered	Training   2 days Exam N/A - Assignments	<b>R 8,100</b>	<b>R 7,500</b>	<b>Course Code</b>	<b>ASME - MT - JHB 01</b>
					Training	27 - 28 Mar
					Exam	N/A
ASME - Visual Testing Code Application	Refer to website for list of applicable sections covered	Training   2 days Exam N/A - Assignments	<b>R 8,100</b>	<b>R 7,500</b>	<b>Course Code</b>	<b>ASME - VT - JHB 01</b>
					Training	On request
					Exam	N/A
ASME - Radiographic Testing Code Application	Refer to website for list of applicable sections covered	Training   2 days Exam N/A - Assignments	<b>R 8,100</b>	<b>R 7,500</b>	<b>Course Code</b>	<b>ASME - RT - JHB 01</b>
					Training	04 - 05 Apr
					Exam	N/A
ASME - Ultrasonic Testing Code Application	Refer to website for list of applicable sections covered	Training   2 days Exam N/A - Assignments	<b>R 8,100</b>	<b>R 7,500</b>	<b>Course Code</b>	<b>ASME - UT - JHB 01</b>
					Training	02 - 03 May
					Exam	N/A
ISO - Eddy Current Testing Code Application	Refer to website for list of applicable sections covered	Training   2 days Exam N/A - Assignments	<b>R 8,100</b>	<b>R 7,500</b>	<b>Course Code</b>	<b>ISO - ECT - JHB 01</b>
					Training	On request
					Exam	N/A
ISO - Liquid Penetrant Testing Code Application	Refer to website for list of applicable sections covered	Training   2 days Exam N/A - Assignments	<b>R 8,100</b>	<b>R 7,500</b>	<b>Course Code</b>	<b>ISO - PT - JHB 01</b>
					Training	23 - 24 Jan
					Exam	N/A
ISO - Magnetic Particle Testing Code Application	Refer to website for list of applicable sections covered	Training   2 days Exam N/A - Assignments	<b>R 8,100</b>	<b>R 7,500</b>	<b>Course Code</b>	<b>ISO - MT - JHB 01</b>
					Training	29 - 30 Jan
					Exam	N/A
ISO - Visual Testing Code Application	Refer to website for list of applicable sections covered	Training   2 days Exam N/A - Assignments	<b>R 8,100</b>	<b>R 7,500</b>	<b>Course Code</b>	<b>ISO - VT - JHB 01</b>
					Training	On request
					Exam	N/A
ISO - Radiographic Testing Code Application	Refer to website for list of applicable sections covered	Training   2 days Exam N/A - Assignments	<b>R 8,100</b>	<b>R 7,500</b>	<b>Course Code</b>	<b>ISO - RT - JHB 01</b>
					Training	27 - 28 Feb
					Exam	N/A
ISO - Ultrasonic Testing Code Application	Refer to website for list of applicable sections covered	Training   2 days Exam N/A - Assignments	<b>R 8,100</b>	<b>R 7,500</b>	<b>Course Code</b>	<b>ISO - UT - JHB 01</b>
					Training	06 - 07 Mar
					Exam	N/A

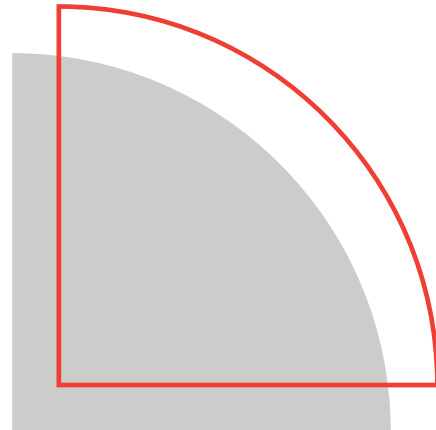



### JOHANNESBURG (HEAD OFFICE)

GPS co-ordinates: 26°12'39.6"S 28°01'35.8"E  
Southern African Institute of Welding NPC.  
52 Western Boulevard, off Main Reef Road,  
City West, Johannesburg  
P O Box 527, Crown Mines, 2025

**Tel: +27 (0)11 298 2100**

**Email: [info@saiw.co.za](mailto:info@saiw.co.za)**



FOLLOW SAIW ON



[www.saiw.co.za](http://www.saiw.co.za)

